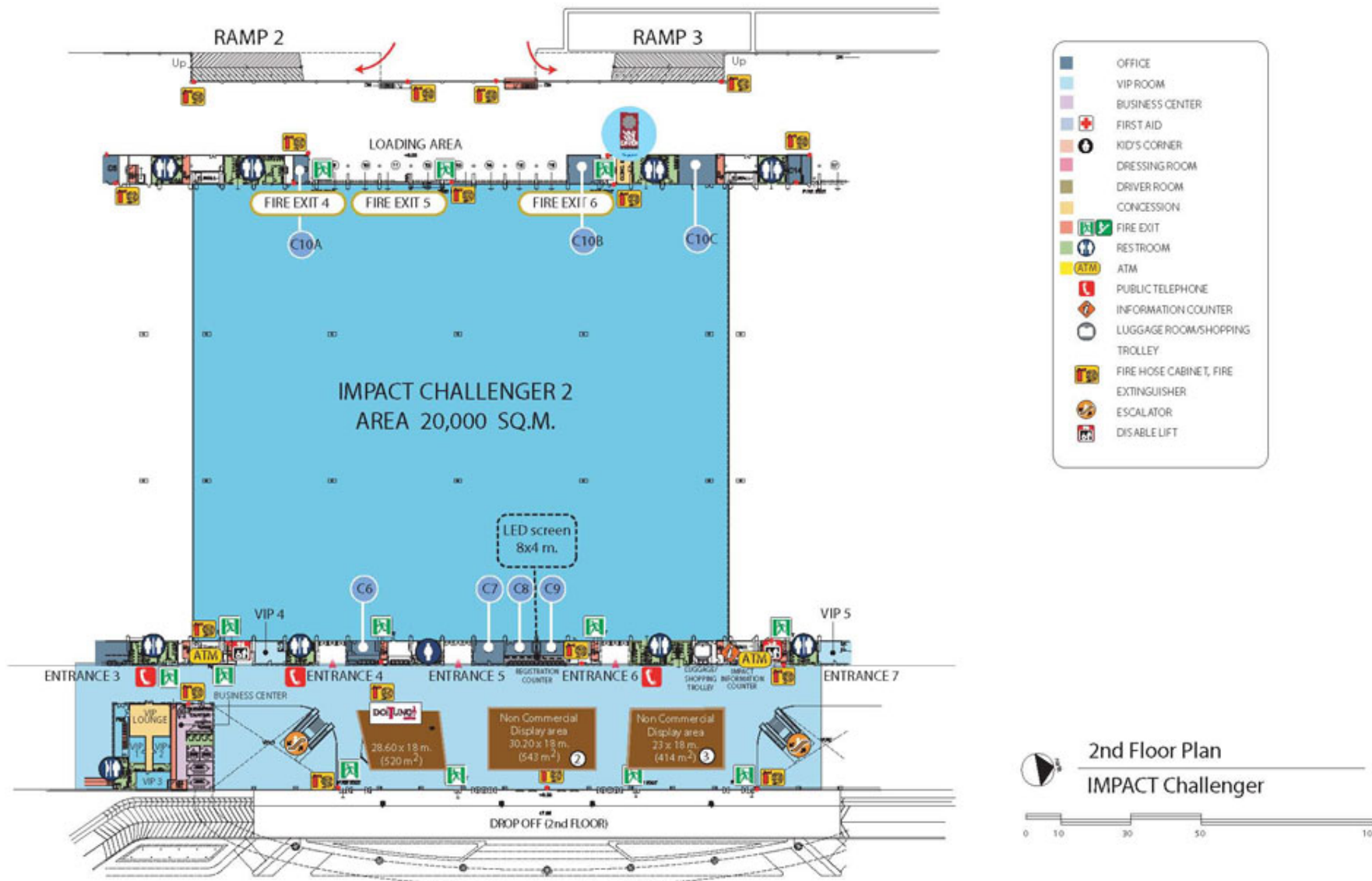


2nd Floor of IMPACT Challenger



## IMPACT Challenger 2

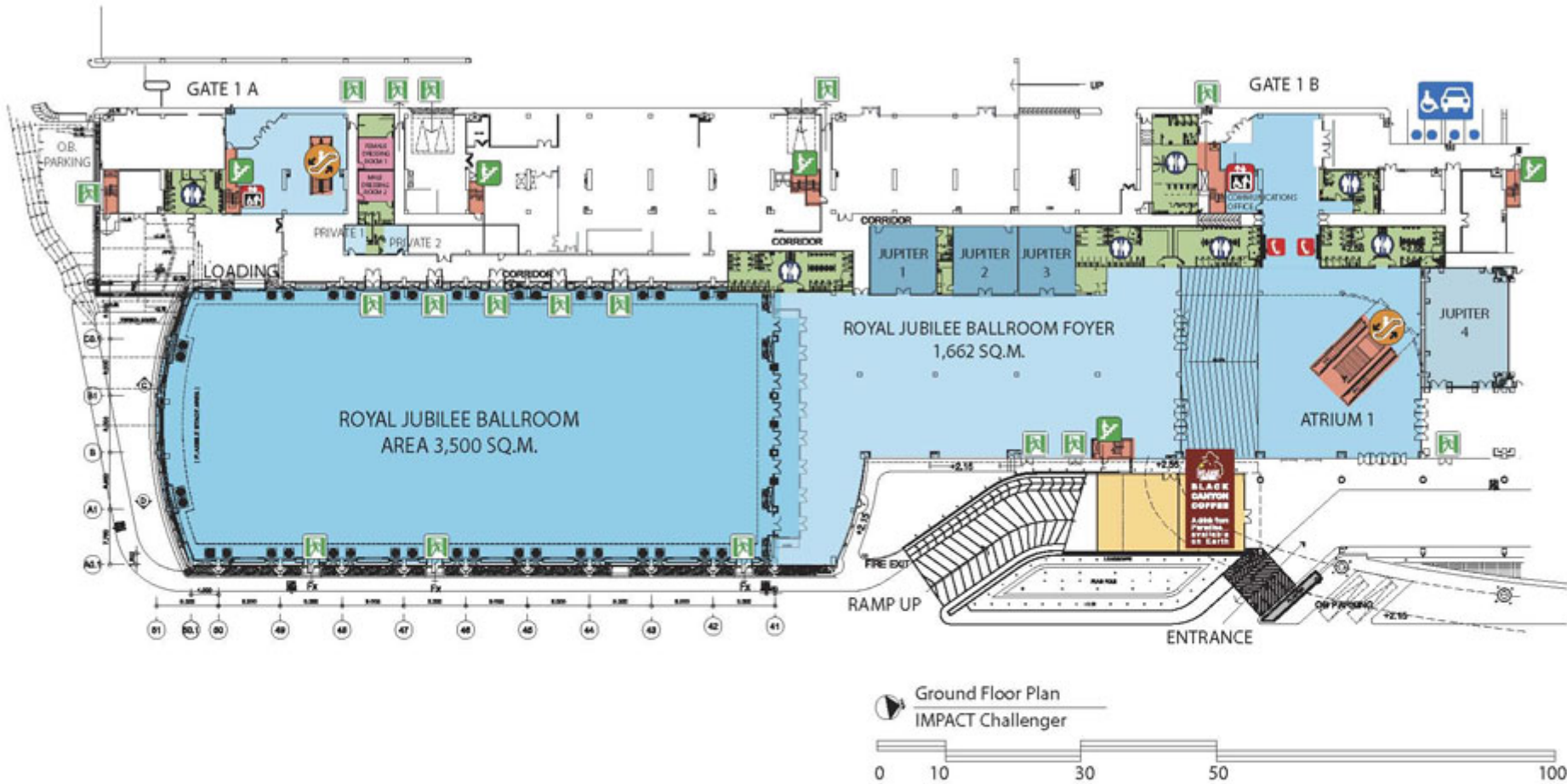
Facility	Approximate Floor Area (sq.m.)	Approximate Floor Area (sq.ft.)	Approximate Dimension (L x W x H) m.	Approximate Dimension (L x W x H) ft.	Suggested Room Capacities			
					Theatre	Classroom	Banquet	Standard Booth
IMPACT Challenger 2	20,000	215,278	131.2 x 153 x 16	430.44 x 501.96 x 52.49	20,000	14,000	14,000	-



กรมส่งเสริมการปกครองท้องถิ่น

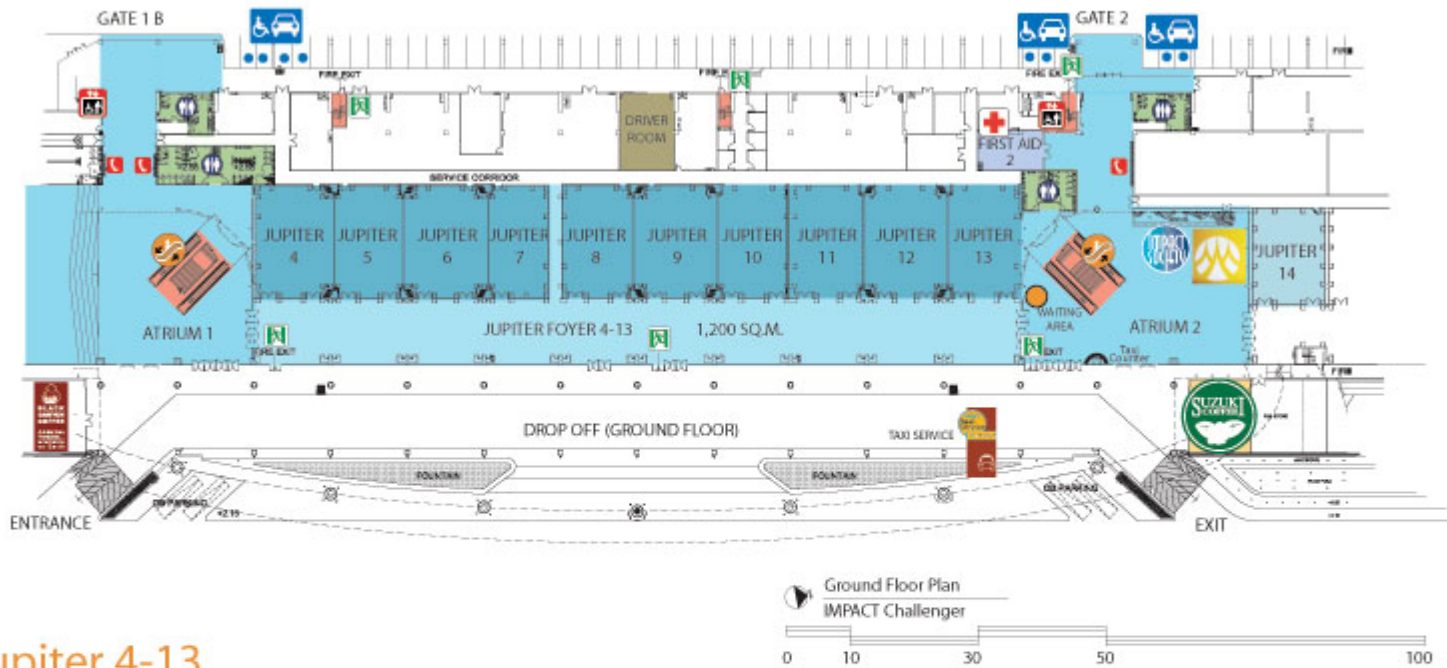
เทศบาลนครนนทบุรี





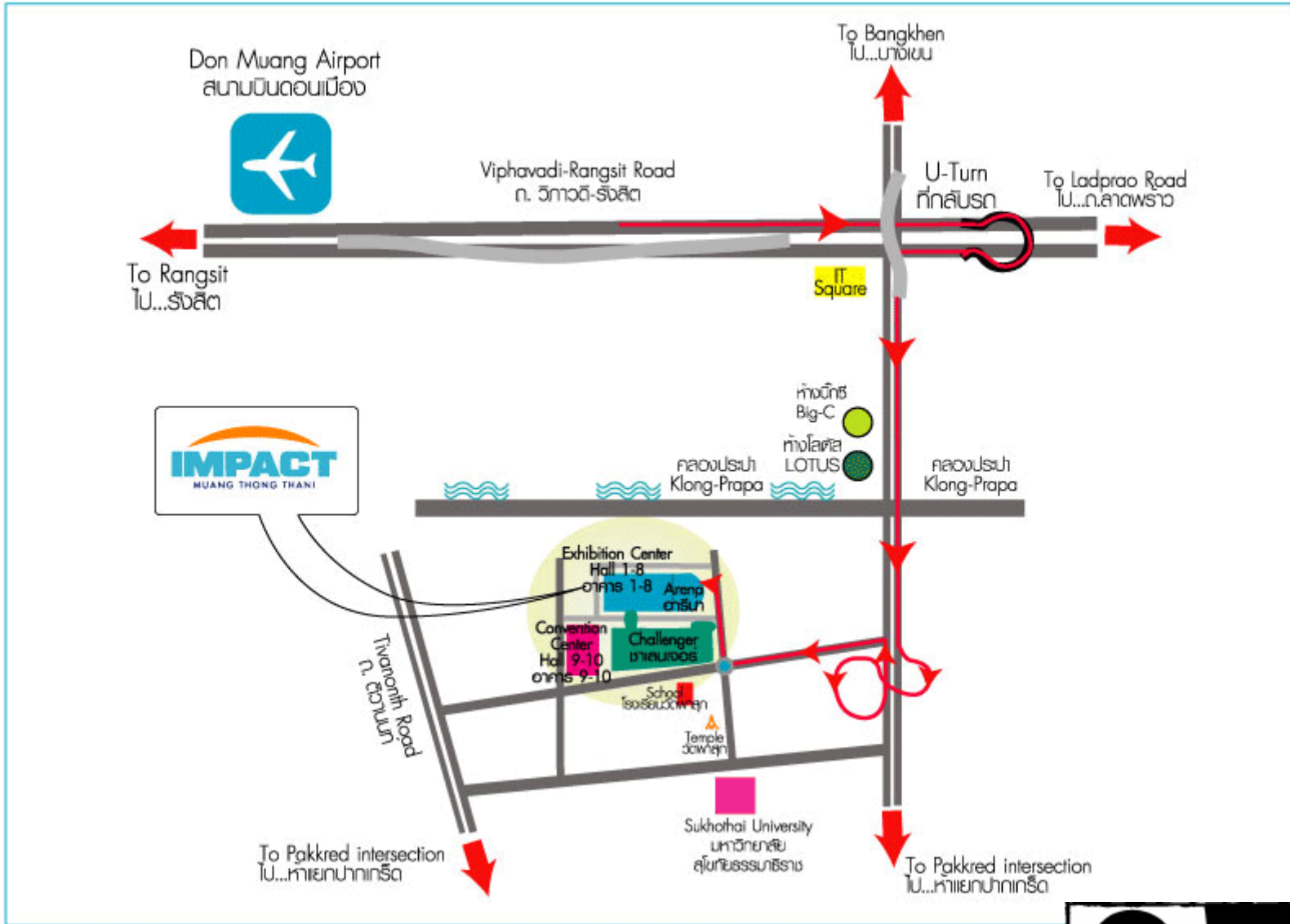
## Royal Jubilee Ballroom and Jupiter 1-3

Room	Approximate Floor Area (sq.m.)	Approximate Floor Area (sq.ft.)	Approximate Dimension (L x W x H) m.	Approximate Dimension (L x W x H) ft.	Suggested Room Capacities			
					Theatre	Classroom	Banquet	Standard Booth
Royal Jubilee Ballroom	3,500	37,673	40 x 90 x 14	131.23 x 295.27 x 45.93	3,500	2,200	2,500	-
Royal Jubilee Ballroom Foyer	1,662	17,889	24 x 56 x 4.40/3.70	78.74 x 183.72 x 14.43/12.13	-	-	-	-
Jupiter 1	103	1,108	10.30 x 9.90 x 4.20/2.96	33.79 x 32.48 x 13.77/9.71	94	60	60	-
Jupiter 2	98	1,054	10.30 x 9.60 x 4.20/2.96	33.79 x 31.49 x 13.77/9.71	94	60	60	-
Jupiter 3	87	936	10.30 x 8.50 x 4.20/2.96	33.79 x 27.88 x 13.77/9.71	80	60	40	-



### Jupiter 4-13

Facility	Approximate Floor Area (sq.m.)	Approximate Floor Area (sq.ft.)	Approximate Dimension (L x W x H) m.	Approximate Dimension (L x W x H) ft.	Suggested Room Capacities			
					Theatre	Classroom	Banquet	Standard Booth
Jupiter 4	224	2,411	17.80 x 12.60 x 4.65/3.70	58.39 x 41.33 x 15.25/12.13	167	102	90	-
Jupiter 5	192	2,066	17.80 x 10.80 x 4.65/3.70	58.39 x 35.43 x 15.25/12.13	157	99	90	-
Jupiter 6	224	2,411	17.80 x 13.20 x 4.65/3.70	58.39 x 43.33 x 15.25/12.13	182	120	120	-
Jupiter 7	170	1,829	17.80 x 9.60 x 4.65/3.70	58.39 x 31.49 x 15.25/12.13	124	84	90	-
Jupiter 8	200	2,152	17.80 x 11.25 x 4.65/3.70	58.39 x 36.90 x 15.25/12.13	148	84	90	-
Jupiter 9	234	2,518	17.80 x 13.20 x 4.65/3.70	58.39 x 43.30 x 15.25/12.13	174	123	120	-
Jupiter 10	202	2,174	17.80 x 11.40 x 4.65/3.70	58.39 x 37.40 x 15.25/12.13	157	84	90	-
Jupiter 11	202	2,174	17.80 x 11.40 x 4.65/3.70	58.39 x 37.40 x 15.25/12.13	148	84	90	-
Jupiter 12	234	2,518	17.80 x 13.20 x 4.65/3.70	58.39 x 43.30 x 15.25/12.13	184	120	120	-
Jupiter 13	202	2,174	17.80 x 11.40 x 4.65/3.70	58.39 x 37.40 x 15.25/12.13	148	84	90	-
Jupiter 4 to 7	810	8,718	17.80 x 46.20 x 4.65/3.70	58.39 x 151.57 x 15.25/12.13	700	522	520	-
Jupiter 8 to 10	636	6,845	17.80 x 35.85 x 4.65/3.70	58.39 x 117.61 x 15.25/12.13	520	378	360	-
Jupiter 11 to 13	638	6,867	17.80 x 36 x 4.65/3.70	58.39 x 118.11 x 15.25/12.13	520	378	360	-
Jupiter Foyer 4 -13	1,200	12,916	120 x 10 x 4.65/3.70	393.70 x 32.80 x 15.25/12.13	-	-	-	-





**IMPACT Exhibition Management Co., Ltd.**  
 Please contact, Tel: +66 (0) 2833 4455 Fax : +66 (0) 2833 4456 Website : <http://www.impact.co.th>



นางสาวสุวิมลทิพย์ นามศิริกุล โทร. 2551